











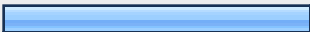

















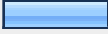





Spring 2009 Student Blackboard Survey

1. How did you learn to use Blackboard?			
		Response Percent	Response Count
Instructor of the course		14.4%	165
Peer		5.8%	67
Online Student Blackboard manual		3.8%	44
On my own		67.3%	772
Blackboard Student Orientation Self-Help Tutorial		8.6%	99
		<i>answered question</i>	1,147
		<i>skipped question</i>	11






2. Does your instructor(s) use? (Choose all that apply.)			
		Response Percent	Response Count
Syllabus		83.4%	935
Course Documents (handouts, lecture notes, etc.)		81.9%	918
Assignments (view/complete assignment tool)		88.0%	986
External Link (web resources)		41.3%	463
Announcements		74.2%	832
Faculty/Staff Information		43.4%	487
Tasks		13.2%	148
Send Email		47.3%	530
Discussion Board		36.2%	406
Textbook Companion Website		9.0%	101
Groups		14.9%	167
Tests or Surveys		41.5%	465
Grade Book		76.2%	854
SafeAssignment (plagiarism prevention service)		6.0%	67
		answered question	1,121
		skipped question	37






3. Is your instructor(s) using any of the following social networking tools? (Choose all that apply.)			
		Response Percent	Response Count
Blogs		42.5%	188
Wikis		46.2%	204
Podcasts		17.9%	79
Journals		16.7%	74
Vodcast/Video Streaming		16.1%	71
YouTube		22.9%	101
Second Life Virtual World		2.5%	11
Facebook/MySpace		5.9%	26
Twitter		1.4%	6
		<i>answered question</i>	442
		<i>skipped question</i>	716






4. If yes, how would you rate the usefulness of these tools?							
	Indispensable	Very useful	Useful	Marginally useful	Not very useful	Not Applicable	Rating Average
Blogs	2.6% (14)	13.1% (72)	15.8% (87)	5.8% (32)	5.5% (30)	57.2% (314)	0.00
Wikis	4.1% (23)	13.7% (76)	15.1% (84)	6.3% (35)	5.8% (32)	55.0% (306)	0.00
Podcasts	2.4% (12)	10.2% (51)	8.2% (41)	3.2% (16)	3.0% (15)	72.9% (364)	0.00
Journals	3.0% (15)	7.3% (37)	9.3% (47)	2.8% (14)	2.2% (11)	75.4% (380)	0.00
Vodcast/Video Streaming	3.0% (15)	9.7% (49)	6.7% (34)	3.6% (18)	3.2% (16)	73.9% (374)	0.00
YouTube	2.1% (11)	9.9% (51)	10.1% (52)	3.3% (17)	4.1% (21)	70.6% (365)	0.00
Second Life Virtual World	0.6% (3)	1.7% (8)	2.3% (11)	2.1% (10)	5.3% (25)	87.9% (414)	0.00
Facebook/MySpace	1.5% (7)	2.5% (12)	2.9% (14)	2.5% (12)	5.6% (27)	84.9% (406)	0.00
Twitter	0.4% (2)	1.3% (6)	2.1% (10)	1.3% (6)	5.9% (28)	89.0% (419)	0.00
	answered question						
	skipped question						






5. Is your instructor using any of the following Wimba tools? (Choose all that apply.)				
			Response Percent	Response Count
Voice Announcements			15.8%	16
Voice Email			23.8%	24
Voice Discussion Board			16.8%	17
Wimba Classroom (live or archive)			72.3%	73
Wimba Podcast			14.9%	15
Wimba Pronto (Instant Messaging)			5.9%	6
			<i>answered question</i>	101
			<i>skipped question</i>	1,057










6. If yes, how would you rate the usefulness of these tools?							
	Indispensable	Very useful	Useful	Marginally useful	Not very useful	Not Applicable	Rating Average
Voice Announcements	0.3% (1)	2.3% (9)	3.1% (12)	1.6% (6)	3.1% (12)	89.6% (343)	3.48
Voice Email	0.3% (1)	1.6% (6)	3.1% (12)	2.6% (10)	3.1% (12)	89.4% (344)	3.63
Voice Discussion Board	0.3% (1)	2.1% (8)	2.9% (11)	1.9% (7)	2.4% (9)	90.4% (340)	3.42
Wimba Classroom (live or archive)	3.7% (15)	7.4% (30)	4.7% (19)	2.9% (12)	2.9% (12)	78.4% (319)	2.73
Wimba Podcast	0.5% (2)	2.9% (11)	2.7% (10)	2.1% (8)	2.9% (11)	88.9% (335)	3.36
Wimba Pronto	0.8% (3)	0.8% (3)	1.1% (4)	1.9% (7)	3.0% (11)	92.4% (342)	3.71
						<i>answered question</i>	
						<i>skipped question</i>	






7. Blackboard helps me prepare for class?			
		Response Percent	Response Count
Strongly Agree		31.2%	352
Agree		45.0%	508
Neutral		18.8%	213
Disagree		3.3%	37
Strongly Disagree		1.8%	20
		<i>answered question</i>	1,130
		<i>skipped question</i>	28

8. Blackboard improves my access to a variety of course materials and resources?			
		Response Percent	Response Count
Strongly Agree		40.7%	461
Agree		42.3%	479
Neutral		13.8%	156
Disagree		2.1%	24
Strongly Disagree		1.1%	12
		<i>answered question</i>	1,132
		<i>skipped question</i>	26

9. How often do you use Blackboard?			
		Response Percent	Response Count
More than once a day		30.0%	340
Once a day		20.0%	227
A few times a week		29.0%	329
Once a week		8.6%	98
Less than once a week		12.3%	139
		answered question	1,133
		skipped question	25



10. The use of Blackboard in my course helps me work more efficiently?			
		Response Percent	Response Count
Strongly Agree		33.7%	380
Agree		42.9%	484
Neutral		18.0%	203
Disagree		3.5%	40
Strongly Disagree		1.8%	20
		answered question	1,127
		skipped question	31






11. Generally, if you needed technical support for Blackboard, which of the following did you use? (Choose all that apply.)			
		Response Percent	Response Count
Email (blackboard@mail.und.edu)		21.9%	241
CILT (777-2129)		2.1%	23
CILT Blackboard Support Line (777-6305)		6.3%	69
LiveHelp chat		8.7%	96
Blackboard Student Orientation course site - self-help tutorial		4.5%	50
ITSS Help Desk (777-2222)		13.7%	151
Instructor of the course		19.7%	216
Peer		12.6%	139
Never needed technical support		49.3%	542
Please comment on your overall support experiences.			139
answered question			1,099
skipped question			59

12. More instructors should use Blackboard?			
		Response Percent	Response Count
Strongly Agree		42.9%	486
Agree		31.3%	354
Neutral		22.1%	250
Disagree		1.9%	21
Strongly Disagree		1.9%	21
answered question			1,132
skipped question			26




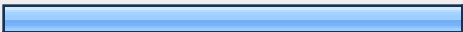



13. I would prefer to take a course that uses Blackboard instead of one that does not?			
		Response Percent	Response Count
Strongly Agree		37.8%	428
Agree		33.8%	382
Neutral		22.4%	253
Disagree		3.4%	39
Strongly Disagree		2.6%	29
		answered question	1,131
		skipped question	27

14. Overall, the use of Blackboard enhanced your experience in the course?			
		Response Percent	Response Count
Strongly Agree		33.9%	381
Agree		41.2%	463
Neutral		20.2%	227
Disagree		2.8%	31
Strongly Disagree		1.9%	21
		answered question	1,123
		skipped question	35

15. Have you used the Blackboard Community System for any of your committees, groups or organizations?			
		Response Percent	Response Count
Yes		11.6%	131
No		88.4%	998
		<i>answered question</i>	1,129
		<i>skipped question</i>	29

16. If yes, has it been useful?			
		Response Percent	Response Count
Indispensable		12.8%	23
Very useful		31.7%	57
Useful		40.0%	72
Marginally useful		7.8%	14
Not very useful		7.8%	14
		<i>answered question</i>	180
		<i>skipped question</i>	978

17. Which of the following future enhancements to Blackboard would you like to see? (choose all that apply.)








		Response Percent	Response Count
A content management system to use Blackboard as my virtual hard drive and web storage		25.1%	218
E-portfolios - the ability to assemble and share information online for documenting my academic growth and career evaluation		20.9%	182
Lecture capture to view podcasts and vodcasts of my course lectures in Blackboard or on my mobile device		39.4%	342
All UND courses have a Blackboard site		70.7%	614
All UND committees, groups and organizations have a Blackboard site		15.5%	135
Blackboard Sync - integrates Blackboard into Facebook, iphone and ipod touch		19.7%	171
Other (please specify)		7.1%	62
		<i>answered question</i>	869
		<i>skipped question</i>	289

18. Student classification.			
		Response Percent	Response Count
Freshman		15.9%	180
Sophomore		12.4%	141
Junior		11.1%	126
Senior		14.5%	164
Master's		18.2%	206
Doctorate		5.4%	61
Law		0.3%	3
Other		22.2%	252
		<i>answered question</i>	1,133
		<i>skipped question</i>	25

19. What type of course(s) are you taking? (Check all that apply)			
		Response Percent	Response Count
Traditional (on-campus)		51.1%	578
Hybrid (online & on-campus)		8.0%	90
Online & Distance Education (semester based)		25.0%	283
Online & Distance Education (other)		26.5%	300
		<i>answered question</i>	1,131
		<i>skipped question</i>	27

20. What is your internet access at home?			Response Percent	Response Count
Broadband (Cable/DSL)			55.0%	625
Dial-up			3.1%	35
Wireless			39.9%	454
Other			2.0%	23
			answered question	1,137
			skipped question	21

21. Please indicate the primary operating system you use.			Response Percent	Response Count
Windows XP			53.7%	608
Windows Vista			37.7%	427
MAC			7.1%	80
UNIX			0.0%	0
LINUX			0.8%	9
Other			0.7%	8
			answered question	1,132
			skipped question	26

22. Please indicate the browsers you use with Blackboard. (Choose all that apply.)			
		Response Percent	Response Count
Internet Explorer		79.4%	899
Firefox		36.6%	414
Safari		7.6%	86
Opera		1.1%	13
Google Chrome		4.3%	49
Mobile Device Browser		1.1%	12
Other (please specify)		1.1%	12
		<i>answered question</i>	1,132
		<i>skipped question</i>	26

23. Additional Comments		
		Response Count
		116
		<i>answered question</i>
		116
		<i>skipped question</i>
		1,042