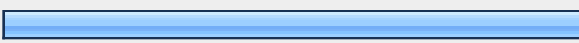




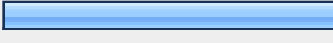

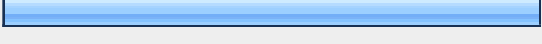


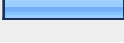
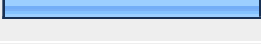
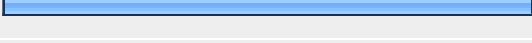



















Spring 2009 Faculty Blackboard Survey







1. Which of the following items or features in Blackboard do you use in your course(s)? (Choose all that apply.)			
		Response Percent	Response Count
Syllabus		89.0%	138
Course Documents (handouts, lecture notes, etc.)		91.6%	142
Assignments (view/complete assignment tool)		83.2%	129
External Link (web resources)		52.3%	81
Announcements		83.2%	129
Faculty/Staff Information		51.0%	79
Tasks		14.2%	22
Send Email		82.6%	128
Discussion Board		33.5%	52
Textbook Companion Website		6.5%	10
Groups		18.1%	28
Tests or Surveys		39.4%	61
Grade Book		81.3%	126
SafeAssignment (plagiarism prevention service)		3.9%	6
		<i>answered question</i>	155
		<i>skipped question</i>	3




2. Have you used any of the following social networking tools? (Choose all that apply.)			
		Response Percent	Response Count
Blogs		52.6%	41
Wikis		57.7%	45
Podcasts		14.1%	11
Journals		12.8%	10
Vodcast/Video Streaming		9.0%	7
YouTube		50.0%	39
Second Life Virtual World		6.4%	5
Facebook/MySpace		19.2%	15
Twitter		5.1%	4
		<i>answered question</i>	78
		<i>skipped question</i>	80









3. If yes, how would you rate the usefulness of these tools?							
	Indispensable	Very useful	Useful	Marginally useful	Not very useful	Rating Average	Response Count
Blogs	17.0% (8)	27.7% (13)	29.8% (14)	12.8% (6)	12.8% (6)	0.00	47
Wikis	12.8% (6)	42.6% (20)	29.8% (14)	6.4% (3)	8.5% (4)	0.00	47
Podcasts	4.3% (1)	39.1% (9)	39.1% (9)	0.0% (0)	17.4% (4)	0.00	23
Journals	12.5% (2)	25.0% (4)	37.5% (6)	6.3% (1)	18.8% (3)	0.00	16
Vodcast/Video Streaming	11.8% (2)	41.2% (7)	29.4% (5)	0.0% (0)	17.6% (3)	0.00	17
YouTube	8.9% (4)	42.2% (19)	35.6% (16)	8.9% (4)	4.4% (2)	0.00	45
Second Life Virtual World	5.9% (1)	11.8% (2)	29.4% (5)	29.4% (5)	23.5% (4)	0.00	17
Facebook/MySpace	5.0% (1)	15.0% (3)	30.0% (6)	30.0% (6)	20.0% (4)	0.00	20
Twitter	0.0% (0)	16.7% (2)	33.3% (4)	16.7% (2)	33.3% (4)	0.00	12
	answered question						79
	skipped question						79








4. Are you using any of the following Wimba Tools? (Choose all that apply.)			
		Response Percent	Response Count
Voice Announcements		17.6%	3
Voice Email		23.5%	4
Voice Discussion Board		41.2%	7
Wimba Classroom (live or archive)		70.6%	12
Wimba Podcast		11.8%	2
Wimba Pronto (Instant Messaging)		11.8%	2
Wimba Create		11.8%	2
		<i>answered question</i>	17
		<i>skipped question</i>	141




5. If yes, how would you rate the usefulness of these tools?							
	Indispensable	Very Useful	Useful	Marginally useful	Not very useful	Rating Average	Response Count
Voice Announcements	0.0% (0)	50.0% (4)	37.5% (3)	0.0% (0)	12.5% (1)	2.75	8
Voice Email	0.0% (0)	55.6% (5)	33.3% (3)	0.0% (0)	11.1% (1)	2.67	9
Voice Discussion Board	0.0% (0)	50.0% (4)	37.5% (3)	0.0% (0)	12.5% (1)	2.75	8
Wimba Classroom (live or archive)	26.7% (4)	33.3% (5)	26.7% (4)	6.7% (1)	6.7% (1)	2.33	15
Wimba Podcast	12.5% (1)	50.0% (4)	25.0% (2)	0.0% (0)	12.5% (1)	2.50	8
Wimba Pronto	16.7% (1)	33.3% (2)	33.3% (2)	0.0% (0)	16.7% (1)	2.67	6
Wimba Create	0.0% (0)	50.0% (3)	33.3% (2)	0.0% (0)	16.7% (1)	2.83	6
	answered question						19
	skipped question						139









6. Which of the following have you used in conjunction with Blackboard? (Choose all that apply.)			
		Response Percent	Response Count
Audio Files		38.2%	26
Video Files		55.9%	38
Flash Files		11.8%	8
Animation		4.4%	3
Adobe Presenter		44.1%	30
Clickers (Turning Point)		7.4%	5
		<i>answered question</i>	68
		<i>skipped question</i>	90






7. Did you use Blackboard to the extent that you planned to in your Spring 2009 courses(s)?			
		Response Percent	Response Count
More than I planned		13.3%	20
About the same as I planned		74.7%	112
Less than I planned		12.0%	18
		Please explain.	52
		<i>answered question</i>	150
		<i>skipped question</i>	8










8. Given the way you used Blackboard, how do you perceive it benefited your students? (Choose all that apply.)			
		Response Percent	Response Count
Helps students acquire information technology literacy skills		43.2%	64
Increased access to course materials (lecture notes, video of lectures, assignments)		95.3%	141
Increased communication with instructor(s)		68.9%	102
Increased communication between classmates		38.5%	57
Preparation for academic exams and/or preparation for online licensure exams		37.8%	56
Helps the instructor better meet the educational needs of the students		68.9%	102
Strengthens students' sense of classroom community		27.7%	41
Enhances students' ability to learn the course material		62.8%	93
		<i>answered question</i>	148
		<i>skipped question</i>	10






9. Why did you decide to use Blackboard? (Choose all that apply.)			
		Response Percent	Response Count
Due to student requests		15.9%	23
To provide students with a greater variety of ways to communicate with the instructor and their classmates		51.7%	75
To provide students greater access to instructional materials		84.1%	122
To better accommodate a variety of learning styles, universal design		53.1%	77
To provide students with a tool to meet together and work on group assignments		25.5%	37
To enhance critical thinking skills		24.1%	35
To post grades		73.8%	107
		answered question	145
		skipped question	13

10. Do you use other services to post materials? (Check all that apply)			
		Response Percent	Response Count
Moodle		20.0%	3
eZ LMS (Aerospace)		33.3%	5
Textbook Companion Websites		53.3%	8
		Other (please specify)	2
		answered question	15
		skipped question	143

11. What training and instructional design services have you received? (Choose all that apply.)			
		Response Percent	Response Count
Workshops		55.8%	82
One-on-one Consultation		56.5%	83
Online Tutorials/Manuals		34.0%	50
Webinar		6.1%	9
Technology Trends Forum		11.6%	17
Teaching with Technology summer seminar		4.8%	7
Study Hall (Friday afternoon open lab sessions)		0.7%	1
No training received		22.4%	33
		Other (please specify)	7
		answered question	147
		skipped question	11





12. I am satisfied with the training and instructional design services I received?			
		Response Percent	Response Count
Strongly Agree		33.8%	48
Agree		42.3%	60
Neutral		19.7%	28
Disagree		2.8%	4
Strongly Disagree		1.4%	2
		answered question	142
		skipped question	16



13. What Blackboard support services have you used? (Choose all that apply.)			
		Response Percent	Response Count
Phone consultation with staff		68.2%	103
Blackboard Email (blackboard@mail.und.edu)		53.6%	81
Faculty resource page in Blackboard		33.8%	51
One-on-one consultation with staff		49.7%	75
Online user manual		25.8%	39
LiveHelp chat		13.2%	20
FAQ's (Blackboard main page)		20.5%	31
ITSS Help Desk (777-2222)		27.8%	42
No support services needed		11.3%	17
		answered question	151
		skipped question	7




14. Overall, I am satisfied with the support I received?			
		Response Percent	Response Count
Strongly Agree		47.2%	68
Agree		34.0%	49
Neutral		16.7%	24
Disagree		1.4%	2
Strongly Disagree		0.7%	1
		answered question	144
		skipped question	14







15. The Blackboard Learning Management System and the associated support services provided are critical in my teaching?			
		Response Percent	Response Count
Strongly Agree		40.9%	61
Agree		36.2%	54
Neutral		15.4%	23
Disagree		4.7%	7
Strongly Disagree		2.7%	4
		answered question	149
		skipped question	9

16. Overall, Blackboard is very useful as a tool to enhance student learning?			
		Response Percent	Response Count
Strongly Agree		48.4%	74
Agree		39.2%	60
Neutral		9.2%	14
Disagree		2.6%	4
Strongly Disagree		0.7%	1
		answered question	153
		skipped question	5

17. Do you plan on using Blackboard next semester?				
			Response Percent	Response Count
Yes		91.4%	139	
No		1.3%	2	
Not sure		2.6%	4	
No, due to retirement or no longer teaching a course at UND		4.6%	7	
			answered question	152
			skipped question	6









18. Have you used the Blackboard Community System for any of your committees, groups or organizations?				
			Response Percent	Response Count
Yes		38.7%	58	
No		61.3%	92	
			answered question	150
			skipped question	8

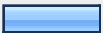

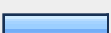


19. If yes, it has been useful?				
			Response Percent	Response Count
Strongly Agree		40.3%	25	
Agree		37.1%	23	
Neutral		22.6%	14	
Disagree		0.0%	0	
Strongly Disagree		0.0%	0	
			answered question	62
			skipped question	96

20. Which of the following future enhancements to Blackboard would be most important to you? (Choose all that apply.)			
		Response Percent	Response Count
Every course I teach automatically has a Blackboard site established for me and is populated with students		84.3%	118
Blackboard reflects in real-time, student enrollment, including adding or withdrawal of students from a course		74.3%	104
The ability to keep and submit grades in one place (Integration of Blackboard and Peoplesoft)		77.9%	109
The ability to store, share and reuse files across sections, courses and departments. (Content System)		62.9%	88
Lecture capture to view podcasts and vodcats of course lectures in Blackboard or on mobile devices		31.4%	44
Blackboard Sync - integrates Blackboard into Facebook, iphone or ipod touch		9.3%	13
	Other (please specify)		11
	answered question		140
	skipped question		18

21. What type of classes are you using Blackboard for during spring 2009? (Check all that apply)			
		Response Percent	Response Count
Traditional (on-campus)		74.1%	106
Hybrid (online & on-campus)		20.3%	29
Online & Distance Education (semester based)		31.5%	45
Online & Distance Education (other)		15.4%	22
		<i>answered question</i>	143
		<i>skipped question</i>	15








22. Please indicate your academic rank.			
		Response Percent	Response Count
Lecturer		11.0%	17
Instructor		20.1%	31
Assistant Professor		24.0%	37
Associate Professor		17.5%	27
Professor		11.7%	18
Other		15.6%	24
		<i>answered question</i>	154
		<i>skipped question</i>	4

23. Please indicate your college or school.			
		Response Percent	Response Count
College of Arts & Sciences		29.3%	44
College of Business & Public Administration		9.3%	14
College of Education & Human Development		23.3%	35
College of Nursing		14.7%	22
John D. Odegard School of Aerospace Sciences		1.3%	2
School of Engineering & Mines		4.7%	7
School of Law		1.3%	2
School of Medicine & Health Sciences		16.0%	24
		<i>answered question</i>	150
		<i>skipped question</i>	8

24. How many years have you been teaching at UND?			
		Response Percent	Response Count
1 year		14.4%	21
2-3 years		21.2%	31
4-6 years		15.8%	23
7-12 years		20.5%	30
13 or more years		28.1%	41
		<i>answered question</i>	146
		<i>skipped question</i>	12

25. What is your internet access at home?			
		Response Percent	Response Count
Broadband (Cable/DSL)		64.7%	97
Dial-up		7.3%	11
Wireless		28.0%	42
Other		0.0%	0
		answered question	150
		skipped question	8

26. Please indicate the primary operating system you use.			
		Response Percent	Response Count
Windows XP		62.6%	97
Windows Vista		18.7%	29
MAC		18.1%	28
UNIX		0.0%	0
LINUX		0.6%	1
Other		0.0%	0
		answered question	155
		skipped question	3

27. Please indicate the browsers you use with Blackboard. (Choose all that apply.)			
		Response Percent	Response Count
Internet Explorer		80.4%	123
Firefox		44.4%	68
Safari		16.3%	25
Opera		1.3%	2
Google Chrome		5.2%	8
Mobile Device Browser		0.7%	1
Other (please specify)		0.7%	1
		answered question	153
		skipped question	5

28. Additional Comments:		
		Response Count
		27
		answered question
		27
		skipped question
		131