






























# Spring 2008 Student Blackboard Survey

1. How did you learn to use Blackboard?			Response Percent	Response Count
Instructor of the course			18.1%	159
Peer			5.8%	51
Online Student Blackboard manual			2.4%	21
<b>On my own</b>			<b>60.4%</b>	530
Previous user			13.2%	116
			<b>answered question</b>	<b>877</b>
			<b>skipped question</b>	<b>5</b>

2. Does your instructor(s) use? (Choose all that apply.)			Response Percent	Response Count
Syllabus			92.4%	807
<b>Course Documents (handouts, lecture notes, etc.)</b>			<b>94.5%</b>	825
Assignments			88.3%	771
Web Resources			32.4%	283
Announcements			82.1%	717
Course Calendar			14.8%	129
Staff Information			31.0%	271
Tasks			7.4%	65
Send Email			41.0%	358
Discussion Board			34.2%	299
Collaboration Sessions			5.4%	47
Digital Dropbox			15.6%	136
Messages			17.0%	148






Course Cartridge		0.5%	4
Groups		12.0%	105
Tests or Surveys		29.7%	259
Grade Book		78.7%	687
External Links		19.8%	173
<b>answered question</b>			<b>873</b>
<b>skipped question</b>			<b>9</b>

<b>3. Is your instructor(s) using any of the following social software tools? (Choose all that apply.)</b>			
		<b>Response Percent</b>	<b>Response Count</b>
Blogs		37.1%	117
<b>Wikis</b>		<b>38.4%</b>	121
Podcasts		26.7%	84
Journals		16.2%	51
Vodcast/Video Streaming		14.9%	47
YouTube		21.3%	67
<b>answered question</b>			<b>315</b>
<b>skipped question</b>			<b>567</b>

4. If yes, how would you rate the usefulness of these tools?

	Indispensable	Very useful	Useful	Marginally useful	Not very useful	Rating Average	Response Count
Blogs	5.3% (10)	23.0% (43)	<b>33.2% (62)</b>	18.7% (35)	19.8% (37)	0.00	187
Wikis	3.7% (7)	27.9% (53)	<b>33.2% (63)</b>	17.9% (34)	17.4% (33)	0.00	190
Podcasts	5.8% (9)	<b>32.7% (51)</b>	28.8% (45)	14.7% (23)	17.9% (28)	0.00	156
Journals	6.0% (8)	24.8% (33)	<b>33.8% (45)</b>	12.8% (17)	22.6% (30)	0.00	133
Vodcast/Video Streaming	16.0% (20)	<b>31.2% (39)</b>	24.0% (30)	9.6% (12)	19.2% (24)	0.00	125
YouTube	9.0% (13)	30.6% (44)	<b>31.3% (45)</b>	11.8% (17)	17.4% (25)	0.00	144
	<b>answered question</b>						<b>353</b>
	<b>skipped question</b>						<b>529</b>




5. Is your instructor using any of the following new Wimba tools? (Choose all that apply)

		Response Percent	Response Count
Voice Announcements		40.0%	12
Voice Email		33.3%	10
Voice Discussion		23.3%	7
Wimba Live Classroom		26.7%	8
Wimba Podcast		20.0%	6
	<b>answered question</b>		<b>30</b>
	<b>skipped question</b>		<b>852</b>



**6. If yes, how would you rate the usefulness of these tools?**

	Indispensable	Very useful	Useful	Marginally useful	Not very useful	Rating Average	Response Count
Voice Announcements	13.3% (6)	8.9% (4)	24.4% (11)	22.2% (10)	31.1% (14)	3.49	45
Voice Email	12.8% (5)	7.7% (3)	30.8% (12)	15.4% (6)	33.3% (13)	3.49	39
Voice Discussion	16.2% (6)	10.8% (4)	18.9% (7)	18.9% (7)	35.1% (13)	3.46	37
Wimba Live Classroom	12.8% (5)	12.8% (5)	25.6% (10)	17.9% (7)	30.8% (12)	3.41	39
Wimba Podcast	15.8% (6)	5.3% (2)	23.7% (9)	15.8% (6)	39.5% (15)	3.58	38
	<i>answered question</i>						<b>57</b>
	<i>skipped question</i>						<b>825</b>

**7. Does Blackboard help you prepare for class?**









		Response Percent	Response Count
Yes		86.7%	753
No		9.4%	82
Not applicable		3.9%	34
	<i>answered question</i>		<b>869</b>
	<i>skipped question</i>		<b>13</b>

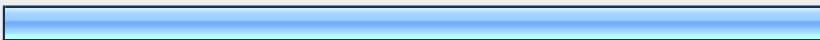

**8. Does Blackboard improve your access to a variety of course materials and resources?**




		Response Percent	Response Count
Yes		90.9%	786
No		9.1%	79
	<i>answered question</i>		<b>865</b>
	<i>skipped question</i>		<b>17</b>



9. How often do you use Blackboard?			
		Response Percent	Response Count
More than once a day		31.0%	270
Once a day		26.1%	227
A few times a week		29.3%	255
Once a week		6.9%	60
Less than once a week		6.8%	59
		<b>answered question</b>	<b>871</b>
		<b>skipped question</b>	<b>11</b>



10. Does the use of Blackboard in your course help you work more efficiently?			
		Response Percent	Response Count
Yes		84.9%	737
No		15.1%	131
		<b>answered question</b>	<b>868</b>
		<b>skipped question</b>	<b>14</b>

11. Generally, if you needed technical support for Blackboard, which of the following did you use? (Check all that apply.)			Response Percent	Response Count
Email (blackboard@mail.und.edu)			13.8%	118
ITSS Help Desk (777-2222)			18.1%	155
CILT (777-2129)			1.9%	16
CILT Blackboard Support Line (777-6305)			2.9%	25
Continuing Education staff			6.2%	53
Instructor of the course			24.7%	211
Peer			20.1%	172
<b>Never needed technical support</b>			<b>50.8%</b>	<b>434</b>
		<b>answered question</b>		<b>855</b>
		<b>skipped question</b>		<b>27</b>

12. Would you like to see more instructors use Blackboard?			Response Percent	Response Count
Yes			90.3%	775
No			9.7%	83
		<b>answered question</b>		<b>858</b>
		<b>skipped question</b>		<b>24</b>

13. Would you prefer to take a course that uses Blackboard instead of one that does not?				
			Response Percent	Response Count
Yes			71.0%	617
No			5.9%	51
Does not matter			23.1%	201
			<b>answered question</b>	<b>869</b>
			<b>skipped question</b>	<b>13</b>

14. Overall, do you think the use of Blackboard enhanced your experience in the course?				
			Response Percent	Response Count
Yes			84.3%	725
No			15.7%	135
			<b>answered question</b>	<b>860</b>
			<b>skipped question</b>	<b>22</b>

15. Have you used the Blackboard Community System feature for any of your organizations?				
			Response Percent	Response Count
Yes			8.5%	73
No			91.5%	786
			<b>answered question</b>	<b>859</b>
			<b>skipped question</b>	<b>23</b>

16. If yes, how would you rate the usefulness of this feature?			Response Percent	Response Count
Indispensable			16.0%	26
<b>Very useful</b>			<b>37.4%</b>	61
Useful			32.5%	53
Marginally useful			6.7%	11
Not very useful			7.4%	12
			<b>answered question</b>	<b>163</b>
			<b>skipped question</b>	<b>719</b>

17. Which of the following future enhancements to Blackboard would you like to see? (check all that apply)			Response Percent	Response Count
E-portfolios - the ability to assemble and share information online for documenting my academic growth and career evaluation			25.0%	178
<b>Single Login - the ability to have one username and password for all my university related functions, for example to login to Blackboard, register for classes, look at and pay my bills, etc.</b>			<b>86.4%</b>	614
The option to use a Blackboard virtual hard drive to store learning artifacts (files) for sharing and collaboration.			31.9%	227
Other (please specify)			7.2%	51
			<b>answered question</b>	<b>711</b>
			<b>skipped question</b>	<b>171</b>






**18. Student classification.**

		Response Percent	Response Count
Freshman		16.2%	141
Sophomore		16.9%	147
Junior		17.0%	148
<b>Senior</b>		<b>21.2%</b>	184
Master's		20.6%	179
Doctorate		3.8%	33
Law		1.0%	9
Other		3.2%	28
		<b>answered question</b>	<b>869</b>
		<b>skipped question</b>	<b>13</b>







**19. What is your internet access at home?**

		Response Percent	Response Count
<b>Broadband (Cable/DSL)</b>		<b>55.9%</b>	484
Dial-up		4.7%	41
Wireless		37.0%	320
Other		2.4%	21
		<b>answered question</b>	<b>866</b>
		<b>skipped question</b>	<b>16</b>

20. Please indicate the primary operating system you use.

		Response Percent	Response Count
Windows XP		68.6%	598
Windows Vista		25.3%	221
MAC		4.9%	43
UNIX		0.0%	0
LINUX		0.7%	6
Other		0.5%	4
		<b>answered question</b>	<b>872</b>
		<b>skipped question</b>	<b>10</b>

21. Please indicate the browsers you use with Blackboard. (Check all that apply)

		Response Percent	Response Count
Netscape		3.2%	28
Internet Explorer		81.8%	708
Firefox		37.3%	323
Safari		6.9%	60
Opera		0.9%	8
Other (please specify)		0.5%	4
		<b>answered question</b>	<b>866</b>
		<b>skipped question</b>	<b>16</b>