

























Spring 2008 Academic Affairs Faculty Blackboard Survey






1. Which of the following items or features in Blackboard do you use in your course(s)? (Choose all that apply.)			
		Response Percent	Response Count
Syllabus		90.5%	124
Course Documents (handouts, lecture notes, etc.)		90.5%	124
Assignments		83.9%	115
Web Resources		35.8%	49
Announcements		85.4%	117
Course Calendar		17.5%	24
Staff Information		37.2%	51
Tasks		3.6%	5
Send Email		86.1%	118
Discussion Board		27.0%	37
Collaboration Sessions		4.4%	6
Digital Dropbox		18.2%	25
Messages		6.6%	9
Course Cartridge		5.1%	7
Groups		13.9%	19
Tests or Surveys		42.3%	58
Grade Book		81.0%	111
External Links		30.7%	42
		answered question	137
		skipped question	1

2. Have you used any of the following social software tools? (Check all that apply.)

		Response Percent	Response Count
Blogs		65.4%	34
Wikis		46.2%	24
Podcasts		19.2%	10
Journals		7.7%	4
Vodcast/Video Streaming		1.9%	1
YouTube		28.8%	15
answered question			52
skipped question			86

3. If yes, how would you rate the usefulness of these tools?

	Indispensable	Very useful	Useful	Marginally useful	Not very useful	Rating Average	Response Count
Blogs	9.8% (4)	39.0% (16)	24.4% (10)	12.2% (5)	14.6% (6)	0.00	41
Wikis	17.2% (5)	34.5% (10)	13.8% (4)	20.7% (6)	13.8% (4)	0.00	29
Podcasts	18.8% (3)	25.0% (4)	18.8% (3)	18.8% (3)	18.8% (3)	0.00	16
Journals	33.3% (4)	8.3% (1)	8.3% (1)	25.0% (3)	25.0% (3)	0.00	12
Vodcast/Video Streaming	0.0% (0)	22.2% (2)	0.0% (0)	22.2% (2)	55.6% (5)	0.00	9
YouTube	14.3% (3)	38.1% (8)	19.0% (4)	14.3% (3)	14.3% (3)	0.00	21
answered question							55
skipped question							83









4. Are you using any of the following Wimba Tools? (Choose all that apply)			Response Percent	Response Count
Voice Announcements			45.5%	5
Voice Email			45.5%	5
Voice Discussion			36.4%	4
Wimba Live Classroom			45.5%	5
Wimba Podcast			18.2%	2
			answered question	11
			skipped question	127







5. If yes, how would you rate the usefulness of these tools?								
	Indispensable	Very Useful	Useful	Marginally useful	Not very useful	Rating Average	Response Count	
Voice Announcements	14.3% (1)	28.6% (2)	28.6% (2)	0.0% (0)	28.6% (2)	3.00	7	
Voice Email	14.3% (1)	42.9% (3)	28.6% (2)	0.0% (0)	14.3% (1)	2.57	7	
Voice Discussion	33.3% (2)	33.3% (2)	16.7% (1)	0.0% (0)	16.7% (1)	2.33	6	
Wimba Live Classroom	37.5% (3)	25.0% (2)	25.0% (2)	0.0% (0)	12.5% (1)	2.25	8	
Wimba Podcast	25.0% (1)	25.0% (1)	25.0% (1)	0.0% (0)	25.0% (1)	2.75	4	
							answered question	13
							skipped question	125



6. Which of the following have you used in conjunction with Blackboard? (Choose all that apply.)			
		Response Percent	Response Count
Word (word processing)		90.6%	116
Excel (spreadsheet)		42.2%	54
PowerPoint		78.1%	100
Audio Files		16.4%	21
Video Files		21.1%	27
Adobe Acrobat PDF		48.4%	62
Flash Files		5.5%	7
Animation		0.0%	0
Course Cartridge (provided by textbook)		7.8%	10
		answered question	128
		skipped question	10



7. Did you use Blackboard to the extent that you planned to in your Spring 2008 courses(s)?			
		Response Percent	Response Count
Yes		76.7%	102
No		23.3%	31
		answered question	133
		skipped question	5








8. Given the way you used Blackboard, how do you perceive it benefited your students? (Choose all that apply.)

		Response Percent	Response Count
Helps students acquire information technology literacy skills		47.0%	62
Increased access to course materials (lecture notes, video of lectures, assignments)		90.9%	120
Increased communication with instructor(s)		68.2%	90
Increased communication of classmates		40.2%	53
Preparation for academic exams and/or preparation for online licensure exams		28.0%	37
Helps the instructor better meet the educational needs of the students		65.9%	87
Strengthens students' sense of classroom community		31.8%	42
Enhances students' ability to learn the course material		55.3%	73
		answered question	132
		skipped question	6





9. Why did you decide to use Blackboard? (Choose all that apply.)			
		Response Percent	Response Count
Due to student requests		15.5%	20
To provide students with a greater variety of ways to communicate with the instructor and their classmates		55.0%	71
To provide students greater access to instructional materials		84.5%	109
To better accomodate a variety of learning styles		51.9%	67
To provide students with a tool to meet together and work on group assignments		14.7%	19
To enhance critical thinking skills		19.4%	25
		answered question	129
		skipped question	9

10. Would you have your course materials on the web without Blackboard?			
		Response Percent	Response Count
Yes		30.8%	41
No		69.2%	92
		answered question	133
		skipped question	5






11. Did you receive training or assistance from the Center for Instructional & Learning Technologies/ITSS?			
		Response Percent	Response Count
Yes		77.0%	104
No		23.0%	31
answered question			135
skipped question			3






12. What Blackboard support services have you used from the Center for Instructional & Learning Technologies/ITSS? (Choose all that apply.)			
		Response Percent	Response Count
Attended a workshop		68.9%	91
Phone consultation with staff		61.4%	81
Blackboard Email		39.4%	52
Faculty resource page on the web		15.9%	21
One-on-one training/workshop/support		33.3%	44
Online user manual		26.5%	35
No support services needed		10.6%	14
answered question			132
skipped question			6




13. How critical do you feel Blackboard and the associated support services provided by the Center for Instructional & Learning Technologies/ITSS are for you in your teaching?





		Response Percent	Response Count
Very critical		47.8%	64
Critical		36.6%	49
Marginally critical		11.9%	16
Not critical		3.7%	5
		<i>answered question</i>	134
		<i>skipped question</i>	4

14. Are you satisfied with the support you received?

		Response Percent	Response Count
Very satisfied		46.0%	63
Satisfied		36.5%	50
Marginally satisfied		7.3%	10
Not satisfied		3.6%	5
Not applicable		6.6%	9
		<i>answered question</i>	137
		<i>skipped question</i>	1

15. Overall, how would you rate the usefulness of Blackboard as a tool for student learning?			
		Response Percent	Response Count
Indispensable		25.0%	34
Very useful		52.9%	72
Useful		16.9%	23
Marginally useful		4.4%	6
Not very useful		0.7%	1
answered question			136
skipped question			2








16. Overall, do you think using Blackboard enhanced your class?			
		Response Percent	Response Count
Yes		87.3%	117
No		3.7%	5
Not sure		9.0%	12
answered question			134
skipped question			4

17. Do you plan on using Blackboard next semester?			
		Response Percent	Response Count
Yes		90.3%	121
No		3.0%	4
Not sure		3.0%	4
No, due to retirement or no longer teaching a course at UND		3.7%	5
answered question			134
skipped question			4

18. Have you used the new Blackboard Community System feature for any of your organizations?			
		Response Percent	Response Count
Yes		15.8%	21
No		84.2%	112
<i>answered question</i>			133
<i>skipped question</i>			5

19. If yes, how would you rate the usefulness of this feature?			
		Response Percent	Response Count
Indispensable		24.0%	6
Very useful		32.0%	8
Useful		24.0%	6
Marginally useful		16.0%	4
Not very useful		4.0%	1
<i>answered question</i>			25
<i>skipped question</i>			113






20. Which of the following future enhancements to Blackboard would be most important to you? (Choose all that apply.)

		Response Percent	Response Count
E-portfolios for students - ability to assemble and share information online for documenting academic growth and career evaluation		23.6%	30
Every course I teach automatically has a Blackboard site established for me and is populated with students		73.2%	93
Blackboard reflects in real-time, student enrollment, including adding or withdrawal of students from a course		70.1%	89
The ability to keep and submit grades in one place (Integration of Blackboard and Peoplesoft)		72.4%	92
The ability to share and reuse files across sections, courses and departments. (Content System)		50.4%	64
Dedicated file and content storage for my teaching materials that is secure and backed-up		52.8%	67
Single login - the ability to have one username and password for all my university related functions		52.0%	66
	Other (please specify)		21
	answered question		127
	skipped question		11





21. Please indicate your academic rank.			Response Percent	Response Count
Lecturer			9.6%	13
Instructor			19.1%	26
Assistant Professor			26.5%	36
Associate Professor			19.1%	26
Professor			19.1%	26
Other			6.6%	9
			answered question	136
			skipped question	2

22. Please indicate your college or school.			Response Percent	Response Count
College of Arts & Sciences			45.8%	60
College of Business & Public Administration			9.2%	12
College of Education & Human Development			22.9%	30
College of Nursing			14.5%	19
John D. Odegard School of Aerospace Sciences			1.5%	2
School of Engineering & Mines			6.1%	8
School of Law			0.0%	0
			answered question	131
			skipped question	7





23. How many years have you been teaching at UND?

		Response Percent	Response Count
1 year		15.0%	20
2-3 years		18.8%	25
4-6 years		20.3%	27
7-12 years		15.8%	21
13 or more years		30.1%	40
		<i>answered question</i>	133
		<i>skipped question</i>	5







24. What is your internet access at home?

		Response Percent	Response Count
Broadband (Cable/DSL)		72.2%	96
Dial-up		7.5%	10
Wireless		18.0%	24
Other		2.3%	3
		<i>answered question</i>	133
		<i>skipped question</i>	5





25. Please indicate the primary operating system you use.

		Response Percent	Response Count
Windows XP		77.9%	106
Windows Vista		5.1%	7
MAC		14.7%	20
UNIX		0.0%	0
LINUX		2.2%	3
Other		0.0%	0
		answered question	136
		skipped question	2

26. Please indicate the browsers you use with Blackboard. (Check all that apply)

		Response Percent	Response Count
Netscape		7.5%	10
Internet Explorer		73.7%	98
Firefox		42.1%	56
Safari		13.5%	18
Opera		2.3%	3
Other (please specify)		2.3%	3
		answered question	133
		skipped question	5

27. Please indicate the total number of semesters you have used Blackboard.

		Response Percent	Response Count
1 semester		6.7%	9
2 semesters		11.9%	16
3 semesters		7.5%	10
4 or more semesters		73.9%	99
		<i>answered question</i>	134
		<i>skipped question</i>	4