































# Spring 2007 Student Blackboard Survey

1. How did you learn to use Blackboard?			
		Response Percent	Response Count
Instructor of the course		17.0%	223
Peer		5.7%	74
Online Student Blackboard manual		1.4%	18
<b>On my own</b>		<b>60.2%</b>	788
Previous user		15.7%	206
		<b>answered question</b>	<b>1309</b>
		<b>skipped question</b>	<b>3</b>




2. In which areas does your instructor(s) use Blackboard? (Choose all that apply.)			
		Response Percent	Response Count
Syllabus		94.2%	1230
<b>Course Documents (handouts, lecture notes, etc.)</b>		<b>94.6%</b>	1236
Assignments		89.7%	1171
Web Resources		33.2%	433
Announcements		83.1%	1085
Course Calendar		20.7%	270
Staff Information		29.5%	385
Tasks		10.2%	133
Send Email		28.7%	375
Discussion Board		24.1%	315
Collaboration Sessions		3.6%	47
Digital Dropbox		10.9%	143
Messages		15.8%	207



Course Cartridge		1.0%	13
Groups		10.4%	136
Tests or Surveys		35.4%	462
Grade Book		85.3%	1114
External Links		19.8%	258
		<b>answered question</b>	<b>1306</b>
		<b>skipped question</b>	<b>6</b>

3. Does your instructor use online quizzes in Blackboard?			
		Response Percent	Response Count
Yes		50.1%	652
No		50.0%	651
		<b>answered question</b>	<b>1302</b>
		<b>skipped question</b>	<b>10</b>

4. If yes, please tell us how satisfied you are with the quiz feature in Blackboard.			
		Response Percent	Response Count
Very satisfied		20.6%	208
<b>Satisfied</b>		<b>34.8%</b>	352
Marginally satisfied		10.8%	109
Not satisfied		3.1%	31
Not applicable		31.9%	323
		<b>answered question</b>	<b>1011</b>
		<b>skipped question</b>	<b>301</b>

5. Is there anything you would like Blackboard to improve to make the quiz feature better?		
		Response Count
		355
<i>answered question</i>		<b>355</b>
<i>skipped question</i>		<b>957</b>

6. Does Blackboard help you prepare for class?			
		Response Percent	Response Count
Yes		84.9%	1109
No		10.8%	141
Not applicable		4.3%	56
		<i>answered question</i>	<b>1306</b>
		<i>skipped question</i>	<b>6</b>








7. Does Blackboard improve your access to a variety of course materials and resources?			
		Response Percent	Response Count
Yes		89.7%	1167
No		10.3%	134
		<i>answered question</i>	<b>1301</b>
		<i>skipped question</i>	<b>11</b>



**8. How often do you use Blackboard?**



		Response Percent	Response Count
More than once a day		33.2%	434
Once a day		27.7%	362
A few times a week		27.9%	364
Once a week		6.6%	86
Less than once a week		4.6%	60
		<b>answered question</b>	<b>1306</b>
		<b>skipped question</b>	<b>6</b>




**9. Does the use of Blackboard in your course help you work more efficiently?**



		Response Percent	Response Count
Yes		86.2%	1114
No		13.8%	178
		<b>answered question</b>	<b>1292</b>
		<b>skipped question</b>	<b>20</b>









10. Generally, if you needed technical support for Blackboard, which of the following did you use? (Check all that apply.)			Response Percent	Response Count
Email (blackboard@mail.und.edu)			7.4%	96
ITSS Help Desk (777-2222)			9.4%	122
CILT (777-2129)			0.7%	9
CILT Blackboard Support Line (777-6305)			0.7%	9
Instructor of the course			19.3%	250
Peer			15.0%	195
<b>Never needed technical support</b>			<b>66.9%</b>	<b>868</b>
			<i>answered question</i>	<b>1298</b>
			<i>skipped question</i>	<b>14</b>





11. Do you like having course materials on the web?			Response Percent	Response Count
Yes			96.5%	1254
No			3.5%	46
			<i>answered question</i>	<b>1300</b>
			<i>skipped question</i>	<b>12</b>



12. Would you like to see more instructors use Blackboard?			Response Percent	Response Count
Yes			94.9%	1236
No			5.1%	67
			<i>answered question</i>	<b>1303</b>
			<i>skipped question</i>	<b>9</b>





13. Would you prefer to take a course that uses Blackboard instead of one that does not?				
			Response Percent	Response Count
Yes			72.2%	942
No			2.8%	36
Does not matter			25.0%	326
			<b>answered question</b>	<b>1304</b>
			<b>skipped question</b>	<b>8</b>




14. Overall, do you think the use of Blackboard enhanced your experience in the course?				
			Response Percent	Response Count
Yes			86.2%	1122
No			13.8%	180
			<b>answered question</b>	<b>1302</b>
			<b>skipped question</b>	<b>10</b>

15. Student classification.			Response Percent	Response Count
Freshman			29.7%	389
Sophomore			19.5%	255
Junior			21.3%	278
Senior			18.0%	236
Master's			7.2%	94
Doctorate			2.0%	26
Law			0.8%	10
Other			1.5%	20
			<b>answered question</b>	<b>1308</b>
			<b>skipped question</b>	<b>4</b>






16. Which of the following future enhancements to Blackboard would you like to see? (check all that apply)			Response Percent	Response Count
E-portfolios - the ability to assemble and share information online for documenting my academic growth and career evaluation			25.3%	288
<b>Single Login - the ability to have one username and password for all my university related functions, for example to login to Blackboard, register for classes, look at and pay my bills, etc.</b>			83.3%	950
The option to use Blackboard for your student organizations (for communication, coordination and events)			30.8%	351
The option to use social software tools including blogs, wikis, journals and podcasts.			14.4%	164
The option to use a Blackboard				

virtual hard drive to store learning artifacts (files) for sharing and collaboration.		26.6%	303
Other (please specify)		5.4%	62
		<b>answered question</b>	<b>1140</b>
		<b>skipped question</b>	<b>172</b>







17. What is your internet access at home?			
		Response Percent	Response Count
<b>Broadband (Cable/DSL)</b>		<b>58.6%</b>	764
Dial-up		8.4%	109
Wireless		30.9%	402
Other		2.1%	28
		<b>answered question</b>	<b>1303</b>
		<b>skipped question</b>	<b>9</b>

18. Please rate your general knowledge of computers and technology.			
		Response Percent	Response Count
Minimal knowledge		9.3%	120
<b>Intermediate knowledge</b>		<b>75.0%</b>	971
Advanced knowledge		15.8%	204
		<b>answered question</b>	<b>1295</b>
		<b>skipped question</b>	<b>17</b>

19. Please indicate the primary operating system you use.

		Response Percent	Response Count
Windows XP		90.4%	1181
Windows Vista		4.2%	55
MAC OS 10.X		3.8%	49
UNIX		0.0%	0
LINUX		0.6%	8
Other		1.0%	13
		<b>answered question</b>	<b>1306</b>
		<b>skipped question</b>	<b>6</b>

20. Please indicate the browsers you use with Blackboard. (Check all that apply)

		Response Percent	Response Count
Netscape		4.2%	55
Internet Explorer		83.4%	1088
Firefox		34.4%	449
Safari		4.4%	57
Opera		0.6%	8
Other (please specify)		1.6%	21
		<b>answered question</b>	<b>1304</b>
		<b>skipped question</b>	<b>8</b>