


























Spring 2007 Academic Affairs Faculty Blackboard Survey

1. Which of the following items or features in Blackboard do you use in your course(s)? (Choose all that apply.)			
		Response Percent	Response Count
Syllabus		87.5%	77
Course Documents (handouts, lecture notes, etc.)		88.6%	78
Assignments		79.5%	70
Web Resources		28.4%	25
Announcements		85.2%	75
Course Calendar		10.2%	9
Staff Information		37.5%	33
Tasks		1.1%	1
Send Email		84.1%	74
Discussion Board		31.8%	28
Collaboration Sessions		4.5%	4
Digital Dropbox		18.2%	16
Messages		9.1%	8
Course Cartridge		4.5%	4
Groups		9.1%	8
Tests or Surveys		29.5%	26
Grade Book		79.5%	70
External Links		29.5%	26
		answered question	88
		skipped question	1

2. Do you use online quizzes in your course(s)?			Response Percent	Response Count
Yes			29.2%	26
No			70.8%	63
			<i>answered question</i>	89
			<i>skipped question</i>	0

3. If yes, please tell us how satisfied you are with the quiz feature in Blackboard.			Response Percent	Response Count
Very satisfied			7.1%	3
Satisfied			42.9%	18
Marginally satisfied			7.1%	3
Not satisfied			7.1%	3
Not applicable			35.7%	15
			<i>answered question</i>	42
			<i>skipped question</i>	47



4. Is there anything you would like Blackboard to improve to make the quiz feature better?		Response Count
		22
		<i>answered question</i>
		22
		<i>skipped question</i>
		67









5. Which of the following have you used in conjunction with Blackboard? (Choose all that apply.)







		Response Percent	Response Count
Word (word processing)		93.5%	72
Excel (spreadsheet)		53.2%	41
PowerPoint		72.7%	56
Audio Files		13.0%	10
Video Files		9.1%	7
Audio/Video Files		9.1%	7
Adobe Acrobat PDF		37.7%	29
Flash Files		2.6%	2
Animation		3.9%	3
Course Cartridge (provided by textbook)		5.2%	4
		answered question	77
		skipped question	12



6. Before using Blackboard, had you used the web for your course materials?



		Response Percent	Response Count
Yes		38.6%	34
No		61.4%	54
		answered question	88
		skipped question	1







7. Did you use Blackboard to the extent that you planned to in your Spring 2007 courses(s)?			
		Response Percent	Response Count
Yes		88.4%	76
No		11.6%	10
<i>answered question</i>			86
<i>skipped question</i>			3

8. Given the way you used Blackboard, how do you perceive it benefited your students? (Choose all that apply.)			
		Response Percent	Response Count
Helps students acquire information technology literacy skills		48.8%	42
Increased access to course materials (lecture notes, video of lectures, assignments)		94.2%	81
Increased communication with instructor(s)		68.6%	59
Increased communication of classmates		27.9%	24
Preparation for academic exams and/or preparation for online licensure exams		30.2%	26
Helps the instructor better meet the educational needs of the students		59.3%	51
Strengthens students' sense of classroom community		23.3%	20
Enhances students' ability to learn the course material		60.5%	52
<i>answered question</i>			86
<i>skipped question</i>			3





9. Why did you decide to use Blackboard? (Choose all that apply.)			
		Response Percent	Response Count
Due to student requests		19.3%	17
To provide students with a greater variety of ways to communicate with the instructor and their classmates		47.7%	42
To provide students greater access to instructional materials		89.8%	79
To better accomodate a variety of learning styles		48.9%	43
To provide students with a tool to meet together and work on group assignments		20.5%	18
To enhance critical thinking skills		19.3%	17
		answered question	88
		skipped question	1

10. Would you have your course materials on the web without Blackboard?			
		Response Percent	Response Count
Yes		30.3%	27
No		69.7%	62
		answered question	89
		skipped question	0






11. Did you receive training or assistance from the Center for Instructional & Learning Technologies/ITSS?			
		Response Percent	Response Count
Yes		75.0%	66
No		25.0%	22
answered question			88
skipped question			1






12. What Blackboard support services have you used from the Center for Instructional & Learning Technologies/ITSS? (Choose all that apply.)			
		Response Percent	Response Count
Attended a workshop		67.0%	59
Phone consultation with staff		63.6%	56
Faculty resource page on the web		22.7%	20
One-on-one training/workshop/support		26.1%	23
Online user manual		23.9%	21
No support services needed		13.6%	12
answered question			88
skipped question			1




13. How critical do you feel Blackboard and the associated support services provided by the Center for Instructional & Learning Technologies/ITSS are for you in your teaching?





		Response Percent	Response Count
Very critical		44.8%	39
Critical		32.2%	28
Marginally critical		18.4%	16
Not critical		4.6%	4
		<i>answered question</i>	87
		<i>skipped question</i>	2






14. Are you satisfied with the support you received?






		Response Percent	Response Count
Very satisfied		59.6%	53
Satisfied		31.5%	28
Marginally satisfied		2.2%	2
Not satisfied		1.1%	1
Not applicable		5.6%	5
		<i>answered question</i>	89
		<i>skipped question</i>	0



15. Overall, how would you rate the usefulness of Blackboard as a tool for teaching?			
		Response Percent	Response Count
Indispensable		25.0%	22
Very useful		51.1%	45
Useful		18.2%	16
Marginally useful		4.5%	4
Not very useful		1.1%	1
		answered question	88
		skipped question	1







16. Overall, do you think using Blackboard enhanced your class?			
		Response Percent	Response Count
Yes		91.0%	81
No		2.2%	2
Not sure		6.7%	6
		answered question	89
		skipped question	0

17. Do you plan on using Blackboard next semester?			
		Response Percent	Response Count
Yes		88.8%	79
No		1.1%	1
Not sure		4.5%	4
No, due to retirement or no longer teaching a course at UND		5.6%	5
		answered question	89
		skipped question	0







18. If yes, for how many courses?			
		Response Percent	Response Count
1 course		23.8%	20
2 courses		42.9%	36
3 courses		19.0%	16
4 or more courses		7.1%	6
Not applicable		7.1%	6
		answered question	84
		skipped question	5

19. Which of the following future enhancements to Blackboard would be most important to you? (Choose all that apply.)			
		Response Percent	Response Count
E-portfolios for students - ability to assemble and share information online for documenting academic growth and career evaluation		22.4%	19
Every course I teach automatically has a Blackboard site established for me and is populated with students		71.8%	61
Blackboard reflects in real-time, student enrollment, including adding or withdrawal of students from a course		80.0%	68
The ability to keep and submit grades in one place (Integration of Blackboard and Peoplesoft)		75.3%	64
The ability to copy content from my course from a previous semester into a new course site directly from the control panel		65.9%	56
The ability to share and reuse "learning objects" or "instructional assets" across sections, courses and departments. "Learning objects" or "instructional assets" are created			






and stored once and then "linked" to multiple sections of a course or used in different courses. When updated, it is done in one place at one time and it is then changed in all instances. (Content System)		30.6%	26
Dedicated file and content storage for my teaching materials that is secure and backed-up		55.3%	47
The opportunity to have my previous semester's course available (only to me) on the system for the next consecutive semester		56.5%	48
Availability of social software tools including blogs, wikis, journals and podcasts		28.2%	24
	answered question		85
	skipped question		4

20. Please indicate your academic rank.			
		Response Percent	Response Count
Lecturer		10.1%	9
Instructor		14.6%	13
Assistant Professor		31.5%	28
Associate Professor		24.7%	22
Professor		12.4%	11
Other		6.7%	6
	answered question		89
	skipped question		0





21. Please indicate your college or school.

		Response Percent	Response Count
College of Arts & Sciences		57.3%	51
College of Business & Public Administration		11.2%	10
College of Education & Human Development		14.6%	13
College of Nursing		13.5%	12
John D. Odegard School of Aerospace Sciences		1.1%	1
School of Engineering & Mines		2.2%	2
School of Law		0.0%	0
		<i>answered question</i>	89
		<i>skipped question</i>	0




22. How many years have you been teaching at UND?

		Response Percent	Response Count
1 year		11.2%	10
2-3 years		29.2%	26
4-6 years		16.9%	15
7-12 years		14.6%	13
13 or more years		28.1%	25
		<i>answered question</i>	89
		<i>skipped question</i>	0




23. What is your internet access at home?

		Response Percent	Response Count
Broadband (Cable/DSL)		66.7%	58
Dial-up		23.0%	20
Wireless		8.0%	7
Other		2.3%	2
		<i>answered question</i>	87
		<i>skipped question</i>	2






24. Please rate your general knowledge of computers and technology.

		Response Percent	Response Count
Minimal knowledge		11.2%	10
Intermediate knowledge		66.3%	59
Advanced knowledge		22.5%	20
		<i>answered question</i>	89
		<i>skipped question</i>	0





25. Please indicate the primary operating system you use.

		Response Percent	Response Count
Windows XP		84.3%	75
Windows Vista		1.1%	1
MAC OS 10.X		14.6%	13
UNIX		0.0%	0
LINUX		0.0%	0
Other		0.0%	0
		<i>answered question</i>	89
		<i>skipped question</i>	0

26. Please indicate the browsers you use with Blackboard. (Check all that apply)

		Response Percent	Response Count
Netscape		15.9%	14
Internet Explorer		88.6%	78
Firefox		29.5%	26
Safari		14.8%	13
Opera		1.1%	1
Other (please specify)		0.0%	0
		<i>answered question</i>	88
		<i>skipped question</i>	1

27. Please indicate the total number of semesters you have used Blackboard.

		Response Percent	Response Count
1 semester		7.9%	7
2 semesters		11.2%	10
3 semesters		13.5%	12
4 or more semesters		67.4%	60
		<i>answered question</i>	89
		<i>skipped question</i>	0