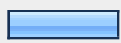







































Fall 2008 Student Blackboard Survey

1. How did you learn to use Blackboard?			
		Response Percent	Response Count
Instructor of the course		16.5%	210
Peer		6.4%	81
Online Student Blackboard manual		2.1%	27
On my own		68.9%	876
Blackboard Student Orientation Self-Help Tutorial		6.1%	78
		<i>answered question</i>	1,272
		<i>skipped question</i>	5




2. Does your instructor(s) use? (Choose all that apply.)			
		Response Percent	Response Count
Syllabus		86.1%	1,078
Course Documents (handouts, lecture notes, etc.)		86.3%	1,080
Assignments		88.2%	1,104
External Link		31.7%	397
Announcements		76.4%	956
Course Calendar		19.7%	247
Staff Information		33.6%	421
Tasks		10.9%	136
Send Email		43.5%	544
Discussion Board		39.0%	488
Chat		8.3%	104
Virtual Classroom		4.5%	56
Digital Dropbox		13.3%	167
Messages		18.9%	237
Course Cartridge		0.8%	10
Groups		10.3%	129
Tests or Surveys		37.9%	475
Grade Book		74.1%	928
SafeAssignment		2.9%	36
Learning Unit		4.3%	54
		answered question	1,252
		skipped question	25



3. Is your instructor(s) using any of the following social networking tools? (Choose all that apply.)			
		Response Percent	Response Count
Blogs		37.4%	164
Wikis		38.8%	170
Podcasts		18.9%	83
Journals		15.8%	69
Vodcast/Video Streaming		15.1%	66
YouTube		31.1%	136
Second Life Virtual World		0.5%	2
		<i>answered question</i>	438
		<i>skipped question</i>	839



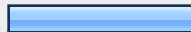


4. If yes, how would you rate the usefulness of these tools?							
	Indispensable	Very useful	Useful	Marginally useful	Not very useful	Rating Average	Response Count
Blogs	6.2% (18)	18.8% (55)	34.6% (101)	19.5% (57)	20.9% (61)	0.00	292
Wikis	5.8% (17)	27.5% (80)	30.2% (88)	15.8% (46)	20.6% (60)	0.00	291
Podcasts	9.7% (21)	22.7% (49)	33.3% (72)	13.0% (28)	21.3% (46)	0.00	216
Journals	5.9% (12)	26.2% (53)	33.2% (67)	9.9% (20)	24.8% (50)	0.00	202
Vodcast/Video Streaming	13.1% (26)	19.6% (39)	31.7% (63)	12.1% (24)	23.6% (47)	0.00	199
YouTube	7.7% (20)	26.1% (68)	36.0% (94)	14.6% (38)	15.7% (41)	0.00	261
Second Life Virtual World	7.3% (11)	4.0% (6)	26.7% (40)	20.7% (31)	41.3% (62)	0.00	150
	answered question						513
	skipped question						764



5. Is your instructor using any of the following Wimba tools? (Choose all that apply.)				
			Response Percent	Response Count
Voice Announcements			19.8%	17
Voice Email			10.5%	9
Voice Discussion Board			17.4%	15
Wimba Classroom			59.3%	51
Wimba Podcast			7.0%	6
Wimba Pronto (Instant Messaging)			5.8%	5
			<i>answered question</i>	86
			<i>skipped question</i>	1,191

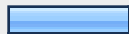








6. If yes, how would you rate the usefulness of these tools?								
	Indispensable	Very useful	Useful	Marginally useful	Not very useful	Rating Average	Response Count	
Voice Announcements	9.0% (7)	20.5% (16)	24.4% (19)	9.0% (7)	37.2% (29)	3.45	78	
Voice Email	10.6% (7)	9.1% (6)	25.8% (17)	9.1% (6)	45.5% (30)	3.70	66	
Voice Discussion Board	9.7% (7)	16.7% (12)	20.8% (15)	11.1% (8)	41.7% (30)	3.58	72	
Wimba Classroom	16.8% (18)	25.2% (27)	16.8% (18)	11.2% (12)	29.9% (32)	3.12	107	
Wimba Podcast	14.1% (9)	7.8% (5)	21.9% (14)	7.8% (5)	48.4% (31)	3.69	64	
Wimba Pronto	12.5% (8)	6.3% (4)	21.9% (14)	9.4% (6)	50.0% (32)	3.78	64	
							<i>answered question</i>	135
							<i>skipped question</i>	1,142



7. Does Blackboard help you prepare for class?			
		Response Percent	Response Count
Yes		79.6%	990
No		9.7%	121
Not applicable		10.6%	132
answered question			1,243
skipped question			34




8. Does Blackboard improve your access to a variety of course materials and resources?			
		Response Percent	Response Count
Yes		88.7%	1,104
No		11.3%	141
answered question			1,245
skipped question			32



9. How often do you use Blackboard?			
		Response Percent	Response Count
More than once a day		30.1%	377
Once a day		23.8%	299
A few times a week		28.1%	353
Once a week		7.8%	98
Less than once a week		10.1%	127
answered question			1,254
skipped question			23



10. Does the use of Blackboard in your course help you work more efficiently?			
		Response Percent	Response Count
Yes		85.6%	1,058
No		14.4%	178
		answered question	1,236
		skipped question	41






11. Generally, if you needed technical support for Blackboard, which of the following did you use? (Choose all that apply.)			
		Response Percent	Response Count
Email (blackboard@mail.und.edu)		18.3%	222
ITSS Help Desk (777-2222)		18.8%	228
CILT (777-2129)		1.1%	13
CILT Blackboard Support Line (777-6305)		3.2%	39
Continuing Education staff		4.7%	57
LiveHelp		4.2%	51
Instructor of the course		23.8%	289
Peer		16.8%	204
Never needed technical support		47.1%	573
		answered question	1,216
		skipped question	61






12. Would you like to see more instructors use Blackboard?			
		Response Percent	Response Count
Yes		87.7%	1,061
No		12.3%	149
<i>answered question</i>			1,210
<i>skipped question</i>			67

13. Would you prefer to take a course that uses Blackboard instead of one that does not?			
		Response Percent	Response Count
Yes		68.0%	846
No		6.2%	77
Does not matter		25.9%	322
<i>answered question</i>			1,245
<i>skipped question</i>			32

14. Overall, do you think the use of Blackboard enhanced your experience in the course?			
		Response Percent	Response Count
Yes		83.1%	1,036
No		16.9%	210
<i>answered question</i>			1,246
<i>skipped question</i>			31

15. Have you used the Blackboard Community System for any of your committees, groups or organizations?			
		Response Percent	Response Count
Yes		11.6%	144
No		88.4%	1,097
		<i>answered question</i>	1,241
		<i>skipped question</i>	36







16. If yes, has it been useful?			
		Response Percent	Response Count
Indispensable		14.6%	29
Very useful		37.2%	74
Useful		30.2%	60
Marginally useful		9.0%	18
Not very useful		9.0%	18
		<i>answered question</i>	199
		<i>skipped question</i>	1,078

17. Which of the following future enhancements to Blackboard would you like to see? (choose all that apply.)			
		Response Percent	Response Count
Blackboard reflects in real-time, student enrollment, including adding or withdrawal of students from a course		47.3%	469
E-portfolios - the ability to assemble and share information online for documenting my academic growth and career evaluation		23.9%	237
Single Login - the ability to have one username and password for all my university related functions, for example to login to Blackboard, register for classes, look at and pay my bills, etc.		77.3%	767
The option to use Blackboard as a virtual hard drive to store files for sharing and collaboration.		29.2%	290
Other (please specify)		5.5%	55
		answered question	992
		skipped question	285







18. Student classification.			Response Percent	Response Count
Freshman			22.2%	278
Sophomore			13.7%	172
Junior			11.5%	144
Senior			13.9%	174
Master's			18.9%	237
Doctorate			4.2%	53
Law			0.6%	7
Other			15.1%	190
			<i>answered question</i>	1,255
			<i>skipped question</i>	22

19. What is your internet access at home?			Response Percent	Response Count
Broadband (Cable/DSL)			52.2%	652
Dial-up			3.1%	39
Wireless			42.2%	527
Other			2.5%	31
			<i>answered question</i>	1,249
			<i>skipped question</i>	28

20. Please indicate the primary operating system you use.

		Response Percent	Response Count
Windows XP		48.4%	608
Windows Vista		43.4%	545
MAC		7.2%	91
UNIX		0.2%	3
LINUX		0.5%	6
Other		0.3%	4
		<i>answered question</i>	1,257
		<i>skipped question</i>	20

21. Please indicate the browsers you use with Blackboard. (Choose all that apply.)

		Response Percent	Response Count
Netscape		2.2%	28
Internet Explorer		79.5%	992
Firefox		33.9%	423
Safari		7.8%	97
Opera		1.0%	12
Other (please specify)		2.2%	28
		<i>answered question</i>	1,248
		<i>skipped question</i>	29

22. Additional Comments		
		Response Count
		141
	<i>answered question</i>	141
	<i>skipped question</i>	1,136