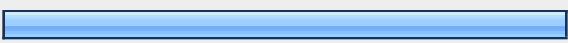




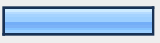



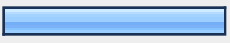







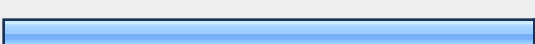

















# Fall 2008 Faculty Blackboard Survey

1. Which of the following items or features in Blackboard do you use in your course(s)? (Choose all that apply.)			
		Response Percent	Response Count
Syllabus		86.9%	133
Course Documents (handouts, lecture notes, etc.)		86.3%	132
Assignments		79.1%	121
External Link		45.8%	70
Announcements		81.0%	124
Course Calendar		22.9%	35
Staff Information		41.2%	63
Tasks		7.8%	12
Send Email		81.7%	125
Discussion Board		34.0%	52
Chat		5.9%	9
Virtual Classroom		1.3%	2
Digital Dropbox		18.3%	28
Messages		11.8%	18
Course Cartridge		4.6%	7
Groups		20.9%	32
Tests or Surveys		37.3%	57
Grade Book		81.7%	125
SafeAssignment		0.7%	1
Learning Unit		10.5%	16
	<b>answered question</b>		<b>153</b>
	<b>skipped question</b>		<b>4</b>







2. Have you used any of the following social networking tools? (Choose all that apply.)




		Response Percent	Response Count
Blogs		54.1%	33
<b>Wikis</b>		<b>57.4%</b>	<b>35</b>
Podcasts		24.6%	15
Journals		9.8%	6
Vodcast/Video Streaming		14.8%	9
YouTube		37.7%	23
Second Life Virtual World		4.9%	3
		<b><i>answered question</i></b>	<b>61</b>
		<b><i>skipped question</i></b>	<b>96</b>









3. If yes, how would you rate the usefulness of these tools?							
	Indispensable	Very useful	Useful	Marginally useful	Not very useful	Rating Average	Response Count
Blogs	7.0% (3)	27.9% (12)	<b>34.9% (15)</b>	18.6% (8)	11.6% (5)	0.00	43
Wikis	9.5% (4)	28.6% (12)	<b>38.1% (16)</b>	11.9% (5)	11.9% (5)	0.00	42
Podcasts	9.5% (2)	<b>33.3% (7)</b>	28.6% (6)	9.5% (2)	19.0% (4)	0.00	21
Journals	7.7% (1)	<b>30.8% (4)</b>	23.1% (3)	15.4% (2)	23.1% (3)	0.00	13
Vodcast/Video Streaming	22.2% (4)	22.2% (4)	<b>27.8% (5)</b>	5.6% (1)	22.2% (4)	0.00	18
YouTube	9.7% (3)	<b>35.5% (11)</b>	<b>35.5% (11)</b>	6.5% (2)	12.9% (4)	0.00	31
Second Life Virtual World	0.0% (0)	7.7% (1)	7.7% (1)	30.8% (4)	<b>53.8% (7)</b>	0.00	13
	<b><i>answered question</i></b>						<b>69</b>
	<b><i>skipped question</i></b>						<b>88</b>







4. Are you using any of the following Wimba Tools? (Choose all that apply.)			
		Response Percent	Response Count
Voice Announcements		13.3%	2
Voice Email		20.0%	3
Voice Discussion Board		13.3%	2
<b>Wimba Classroom</b>		<b>73.3%</b>	<b>11</b>
Wimba Podcast		6.7%	1
Wimba Pronto (Instant Messaging)		0.0%	0
Wimba Create		6.7%	1
		<b><i>answered question</i></b>	<b>15</b>
		<b><i>skipped question</i></b>	<b>142</b>



5. If yes, how would you rate the usefulness of these tools?							
	Indispensable	Very Useful	Useful	Marginally useful	Not very useful	Rating Average	Response Count
Voice Announcements	0.0% (0)	<b>50.0% (2)</b>	0.0% (0)	0.0% (0)	<b>50.0% (2)</b>	3.50	4
Voice Email	0.0% (0)	<b>60.0% (3)</b>	0.0% (0)	0.0% (0)	40.0% (2)	3.20	5
Voice Discussion Board	0.0% (0)	<b>60.0% (3)</b>	0.0% (0)	0.0% (0)	40.0% (2)	3.20	5
Wimba Classroom	8.3% (1)	<b>50.0% (6)</b>	16.7% (2)	0.0% (0)	25.0% (3)	2.83	12
Wimba Podcast	0.0% (0)	33.3% (1)	0.0% (0)	0.0% (0)	<b>66.7% (2)</b>	4.00	3
Wimba Pronto	0.0% (0)	33.3% (1)	0.0% (0)	0.0% (0)	<b>66.7% (2)</b>	4.00	3
Wimba Create	0.0% (0)	0.0% (0)	0.0% (0)	0.0% (0)	<b>100.0% (2)</b>	5.00	2
	<b>answered question</b>						<b>15</b>
	<b>skipped question</b>						<b>142</b>

6. Which of the following have you used in conjunction with Blackboard? (Choose all that apply.)			
		Response Percent	Response Count
Audio Files		39.4%	26
<b>Video Files</b>		<b>57.6%</b>	<b>38</b>
Flash Files		19.7%	13
Animation		7.6%	5
Adobe Presenter		36.4%	24
Clickers (Turning Point)		3.0%	2
		<i>answered question</i>	<b>66</b>
		<i>skipped question</i>	<b>91</b>







7. Did you use Blackboard to the extent that you planned to in your Fall 2008 courses(s)?			
		Response Percent	Response Count
More than I planned		13.2%	20
Less than I planned		15.9%	24
<b>About the same as I planned</b>		<b>70.9%</b>	<b>107</b>
		Please explain.	50
		<i>answered question</i>	<b>151</b>
		<i>skipped question</i>	<b>6</b>

8. Given the way you used Blackboard, how do you perceive it benefited your students? (Choose all that apply.)		Response Percent	Response Count
Helps students acquire information technology literacy skills		43.8%	63
<b>Increased access to course materials (lecture notes, video of lectures, assignments)</b>		<b>91.7%</b>	<b>132</b>
Increased communication with instructor(s)		64.6%	93
Increased communication between classmates		36.8%	53
Preparation for academic exams and/or preparation for online licensure exams		27.8%	40
Helps the instructor better meet the educational needs of the students		59.0%	85
Strengthens students' sense of classroom community		22.9%	33
Enhances students' ability to learn the course material		54.9%	79
	<b>answered question</b>		<b>144</b>
	<b>skipped question</b>		<b>13</b>






<b>9. Why did you decide to use Blackboard? (Choose all that apply.)</b>			
		<b>Response Percent</b>	<b>Response Count</b>
Due to student requests		14.9%	20
To provide students with a greater variety of ways to communicate with the instructor and their classmates		50.0%	67
<b>To provide students greater access to instructional materials</b>		<b>87.3%</b>	<b>117</b>
To better accomodate a variety of learning styles, universal design		48.5%	65
To provide students with a tool to meet together and work on group assignments		18.7%	25
To enhance critical thinking skills		20.1%	27
		<b><i>answered question</i></b>	<b>134</b>
		<b><i>skipped question</i></b>	<b>23</b>










<b>10. Would you have your course materials on the web without Blackboard?</b>			
		<b>Response Percent</b>	<b>Response Count</b>
Yes		30.0%	45
<b>No</b>		<b>70.0%</b>	<b>105</b>
		<b><i>answered question</i></b>	<b>150</b>
		<b><i>skipped question</i></b>	<b>7</b>






**11. What training or instructional design services did you receive from the Center for Instructional & Learning Technologies/ITSS? (Choose all that apply.)**





		Response Percent	Response Count
Workshops		60.0%	90
One-on-one Consultation		43.3%	65
Online Tutorials/Manuals		24.7%	37
Webinar		2.0%	3
Technology Trends Forum		5.3%	8
No training received		22.7%	34
Other (please specify)			11
		<b>answered question</b>	<b>150</b>
		<b>skipped question</b>	<b>7</b>






**12. Are you satisfied with the training or instructional design services you received?**




		Response Percent	Response Count
Very satisfied		37.3%	56
Satisfied		35.3%	53
Marginally satisfied		7.3%	11
Not satisfied		2.7%	4
Not applicable		17.3%	26
		<b>answered question</b>	<b>150</b>
		<b>skipped question</b>	<b>7</b>





13. What Blackboard support services have you used? (Choose all that apply.)			
		Response Percent	Response Count
Phone consultation with staff		60.1%	89
Blackboard Email		51.4%	76
Faculty resource page on the web		27.0%	40
One-on-one consultation with staff		41.2%	61
Online user manual		25.7%	38
LiveHelp		8.8%	13
FAQ's (Blackboard main page)		18.9%	28
ITSS Help Desk		26.4%	39
No support services needed		12.2%	18
		<b>answered question</b>	<b>148</b>
		<b>skipped question</b>	<b>9</b>


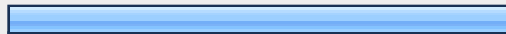
14. Are you satisfied with the support you received?			
		Response Percent	Response Count
Very satisfied		38.6%	59
Satisfied		37.9%	58
Marginally satisfied		6.5%	10
Not satisfied		3.9%	6
Not applicable		13.1%	20
		<b>answered question</b>	<b>153</b>
		<b>skipped question</b>	<b>4</b>





<b>15. How critical do you feel the Blackboard Learning Management System and the associated support services provided are for you in your teaching?</b>			
		<b>Response Percent</b>	<b>Response Count</b>
<b>Very critical</b>		<b>40.4%</b>	<b>61</b>
Critical		32.5%	49
Marginally critical		15.2%	23
Not critical		11.9%	18
		<b><i>answered question</i></b>	<b>151</b>
		<b><i>skipped question</i></b>	<b>6</b>






<b>16. Overall, how would you rate the usefulness of Blackboard as a tool to enhance student learning?</b>			
		<b>Response Percent</b>	<b>Response Count</b>
Indispensable		22.1%	34
<b>Very useful</b>		<b>45.5%</b>	<b>70</b>
Useful		23.4%	36
Marginally useful		5.2%	8
Not very useful		3.9%	6
		<b><i>answered question</i></b>	<b>154</b>
		<b><i>skipped question</i></b>	<b>3</b>

17. Overall, do you think using Blackboard enhanced your class?			
		Response Percent	Response Count
Yes		80.7%	121
No		6.7%	10
Not sure		12.7%	19
<i>answered question</i>			<b>150</b>
<i>skipped question</i>			<b>7</b>

18. Do you plan on using Blackboard next semester?			
		Response Percent	Response Count
Yes		87.7%	136
No		6.5%	10
Not sure		2.6%	4
No, due to retirement or no longer teaching a course at UND		3.2%	5
<i>answered question</i>			<b>155</b>
<i>skipped question</i>			<b>2</b>








19. Have you used the Blackboard Community System for any of your committees, groups or organizations?			
		Response Percent	Response Count
Yes		23.2%	36
No		76.8%	119
<i>answered question</i>			<b>155</b>
<i>skipped question</i>			<b>2</b>






20. If yes, has it been useful?			
		Response Percent	Response Count
Indispensable		16.2%	6
<b>Very useful</b>		<b>40.5%</b>	<b>15</b>
Useful		29.7%	11
Marginally useful		13.5%	5
Not very useful		0.0%	0
		<i>answered question</i>	<b>37</b>
		<i>skipped question</i>	<b>120</b>

21. Which of the following future enhancements to Blackboard would be most important to you? (Choose all that apply.)			
		Response Percent	Response Count
Every course I teach automatically has a Blackboard site established for me and is populated with students		74.8%	107
Blackboard reflects in real-time, student enrollment, including adding or withdrawal of students from a course		73.4%	105
The ability to keep and submit grades in one place (Integration of Blackboard and Peoplesoft)		67.8%	97
The ability to store, share and reuse files across sections, courses and departments. (Content System)		49.7%	71
Single login - the ability to have one username and password for all my university related functions		58.7%	84
	Other (please specify)		15
	<b>answered question</b>		<b>143</b>
	<b>skipped question</b>		<b>14</b>

22. For what type of classes do you use Blackboard?			
		Response Percent	Response Count
Traditional (on-campus)		78.4%	120
Hybrid (online & on-campus)		14.4%	22
Online & Distance Education (semester based)		39.2%	60
Online & Distance Education (other)		15.7%	24
		<b>answered question</b>	<b>153</b>
		<b>skipped question</b>	<b>4</b>

23. Please indicate your academic rank.			
		Response Percent	Response Count
Lecturer		14.6%	23
Instructor		19.1%	30
<b>Assistant Professor</b>		<b>27.4%</b>	<b>43</b>
Associate Professor		16.6%	26
Professor		12.7%	20
Other		9.6%	15
		<b>answered question</b>	<b>157</b>
		<b>skipped question</b>	<b>0</b>

<b>24. Please indicate your college or school.</b>			
		<b>Response Percent</b>	<b>Response Count</b>
<b>College of Arts &amp; Sciences</b>		<b>35.5%</b>	<b>54</b>
College of Business & Public Administration		9.9%	15
College of Education & Human Development		15.8%	24
College of Nursing		16.4%	25
John D. Odegard School of Aerospace Sciences		0.7%	1
School of Engineering & Mines		4.6%	7
School of Law		0.0%	0
School of Medicine & Health Sciences		17.1%	26
		<b><i>answered question</i></b>	<b>152</b>
		<b><i>skipped question</i></b>	<b>5</b>

<b>25. How many years have you been teaching at UND?</b>			
		<b>Response Percent</b>	<b>Response Count</b>
1 year		22.4%	34
2-3 years		13.8%	21
4-6 years		17.8%	27
7-12 years		15.1%	23
<b>13 or more years</b>		<b>30.9%</b>	<b>47</b>
		<b><i>answered question</i></b>	<b>152</b>
		<b><i>skipped question</i></b>	<b>5</b>

26. What is your internet access at home?			
		Response Percent	Response Count
Broadband (Cable/DSL)		69.7%	108
Dial-up		6.5%	10
Wireless		23.2%	36
Other		0.6%	1
		<i>answered question</i>	<b>155</b>
		<i>skipped question</i>	<b>2</b>

27. Please indicate the primary operating system you use.			
		Response Percent	Response Count
Windows XP		67.5%	106
Windows Vista		17.2%	27
MAC		14.0%	22
UNIX		0.0%	0
LINUX		1.3%	2
Other		0.0%	0
		<i>answered question</i>	<b>157</b>
		<i>skipped question</i>	<b>0</b>

28. Please indicate the browsers you use with Blackboard. (Choose all that apply.)			
		Response Percent	Response Count
Netscape		6.5%	10
<b>Internet Explorer</b>		<b>77.1%</b>	<b>118</b>
Firefox		43.8%	67
Safari		10.5%	16
Opera		1.3%	2
Other (please specify)		3.9%	6
		<i>answered question</i>	<b>153</b>
		<i>skipped question</i>	<b>4</b>

29. Additional Comments:		
		Response Count
		27
		<i>answered question</i>
		<b>27</b>
		<i>skipped question</i>
		<b>130</b>