























Fall 2007 Academic Affairs Faculty Blackboard Survey

1. Which of the following items or features in Blackboard do you use in your course(s)? (Choose all that apply.)			
		Response Percent	Response Count
Syllabus		91.3%	146
Course Documents (handouts, lecture notes, etc.)		88.8%	142
Assignments		78.8%	126
Web Resources		41.3%	66
Announcements		84.4%	135
Course Calendar		13.1%	21
Staff Information		38.8%	62
Tasks		3.1%	5
Send Email		81.9%	131
Discussion Board		27.5%	44
Collaboration Sessions		5.0%	8
Digital Dropbox		18.1%	29
Messages		16.9%	27
Course Cartridge		5.6%	9
Groups		10.0%	16
Tests or Surveys		21.9%	35
Grade Book		77.5%	124
External Links		31.3%	50
		answered question	160
		skipped question	2

2. Have you used any of the new Social Software tools? (Check all that apply.)



		Response Percent	Response Count
Blogs		63.3%	19
Wikis		53.3%	16
Podcasts		36.7%	11
Journals		16.7%	5
		<i>answered question</i>	30
		<i>skipped question</i>	132









3. If yes, how would you rate the usefulness of these tools?







	Indispensable	Very useful	Useful	Marginally useful	Not very useful	Rating Average	Response Count	
Blogs	20.0% (4)	35.0% (7)	25.0% (5)	15.0% (3)	5.0% (1)	0.00	20	
Wikis	17.6% (3)	35.3% (6)	35.3% (6)	5.9% (1)	5.9% (1)	0.00	17	
Podcasts	16.7% (2)	58.3% (7)	16.7% (2)	0.0% (0)	8.3% (1)	0.00	12	
Journals	42.9% (3)	42.9% (3)	0.0% (0)	0.0% (0)	14.3% (1)	0.00	7	
							<i>answered question</i>	30
							<i>skipped question</i>	132



4. Which of the following have you used in conjunction with Blackboard? (Choose all that apply.)			
		Response Percent	Response Count
Word (word processing)		91.0%	132
Excel (spreadsheet)		44.8%	65
PowerPoint		75.2%	109
Audio Files		13.8%	20
Video Files		20.7%	30
Adobe Acrobat PDF		55.2%	80
Flash Files		4.8%	7
Animation		4.8%	7
Course Cartridge (provided by textbook)		10.3%	15
		answered question	145
		skipped question	17



5. Before using Blackboard, had you used the web for your course materials?			
		Response Percent	Response Count
Yes		41.0%	64
No		59.0%	92
		answered question	156
		skipped question	6







6. Did you use Blackboard to the extent that you planned to in your Fall 2007 courses(s)?			
		Response Percent	Response Count
Yes		76.6%	121
No		23.4%	37
answered question			158
skipped question			4

7. Given the way you used Blackboard, how do you perceive it benefited your students? (Choose all that apply.)			
		Response Percent	Response Count
Helps students acquire information technology literacy skills		50.3%	79
Increased access to course materials (lecture notes, video of lectures, assignments)		96.2%	151
Increased communication with instructor(s)		69.4%	109
Increased communication of classmates		31.2%	49
Preparation for academic exams and/or preparation for online licensure exams		26.1%	41
Helps the instructor better meet the educational needs of the students		68.8%	108
Strengthens students' sense of classroom community		27.4%	43
Enhances students' ability to learn the course material		56.7%	89
answered question			157
skipped question			5





8. Why did you decide to use Blackboard? (Choose all that apply.)			
		Response Percent	Response Count
Due to student requests		19.7%	31
To provide students with a greater variety of ways to communicate with the instructor and their classmates		58.0%	91
To provide students greater access to instructional materials		91.1%	143
To better accomodate a variety of learning styles		49.7%	78
To provide students with a tool to meet together and work on group assignments		16.6%	26
To enhance critical thinking skills		18.5%	29
		answered question	157
		skipped question	5

9. Would you have your course materials on the web without Blackboard?			
		Response Percent	Response Count
Yes		35.7%	56
No		64.3%	101
		answered question	157
		skipped question	5






10. Did you receive training or assistance from the Center for Instructional & Learning Technologies/ITSS?			
		Response Percent	Response Count
Yes		70.4%	112
No		29.6%	47
answered question			159
skipped question			3






11. What Blackboard support services have you used from the Center for Instructional & Learning Technologies/ITSS? (Choose all that apply.)			
		Response Percent	Response Count
Attended a workshop		64.0%	96
Phone consultation with staff		58.7%	88
Faculty resource page on the web		23.3%	35
One-on-one training/workshop/support		28.7%	43
Online user manual		26.7%	40
No support services needed		16.7%	25
answered question			150
skipped question			12




12. How critical do you feel Blackboard and the associated support services provided by the Center for Instructional & Learning Technologies/ITSS are for you in your teaching?





		Response Percent	Response Count
Very critical		44.6%	70
Critical		32.5%	51
Marginally critical		18.5%	29
Not critical		4.5%	7
		answered question	157
		skipped question	5

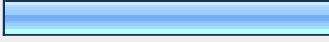




13. Are you satisfied with the support you received?



		Response Percent	Response Count
Very satisfied		53.8%	86
Satisfied		30.0%	48
Marginally satisfied		1.9%	3
Not satisfied		3.1%	5
Not applicable		11.3%	18
		answered question	160
		skipped question	2





14. Overall, how would you rate the usefulness of Blackboard as a tool for student learning?			
		Response Percent	Response Count
Indispensable		27.0%	43
Very useful		49.1%	78
Useful		18.9%	30
Marginally useful		4.4%	7
Not very useful		0.6%	1
		answered question	159
		skipped question	3



15. Overall, do you think using Blackboard enhanced your class?			
		Response Percent	Response Count
Yes		87.4%	139
No		3.1%	5
Not sure		9.4%	15
		answered question	159
		skipped question	3



16. Do you plan on using Blackboard next semester?			
		Response Percent	Response Count
Yes		92.5%	149
No		1.2%	2
Not sure		2.5%	4
No, due to retirement or no longer teaching a course at UND		3.7%	6
		answered question	161
		skipped question	1

17. If yes, for how many courses?			Response Percent	Response Count
1 course			35.7%	56
2 courses			34.4%	54
3 courses			19.7%	31
4 or more courses			4.5%	7
Not applicable			5.7%	9
			answered question	157
			skipped question	5







18. Have you used the new Blackboard Community System feature for any of your organizations?			Response Percent	Response Count
Yes			10.7%	17
No			89.3%	142
			answered question	159
			skipped question	3

19. If yes, how would you rate the usefulness of this feature?			Response Percent	Response Count
Indispensable			28.6%	6
Very useful			52.4%	11
Useful			14.3%	3
Marginally useful			0.0%	0
Not very useful			4.8%	1
			answered question	21
			skipped question	141







20. Have you used any of the new Wimba voice and video conference tools in your course?			Response Percent	Response Count
Yes			4.0%	6
No			96.0%	145
			<i>answered question</i>	151
			<i>skipped question</i>	11

21. If no, would you like more information?			Response Percent	Response Count
Yes			49.3%	68
No			50.7%	70
			<i>answered question</i>	138
			<i>skipped question</i>	24







22. Which of the following future enhancements to Blackboard would be most important to you? (Choose all that apply.)






		Response Percent	Response Count
E-portfolios for students - ability to assemble and share information online for documenting academic growth and career evaluation		26.5%	41
Every course I teach automatically has a Blackboard site established for me and is populated with students		78.1%	121
Blackboard reflects in real-time, student enrollment, including adding or withdrawal of students from a course		74.2%	115
The ability to keep and submit grades in one place (Integration of Blackboard and Peoplesoft)		75.5%	117
The ability to share and reuse "learning objects" or "instructional assets" across sections, courses and departments. "Learning objects" or "instructional assets" are created and stored once and then "linked" to multiple sections of a course or used in different courses. When updated, it is done in one place at one time and it is then changed in all instances. (Content System)		41.3%	64
Dedicated file and content storage for my teaching materials that is secure and backed-up		58.1%	90
Single login - the ability to have one username and password for all my university related functions		63.9%	99
		answered question	155
		skipped question	7





23. Please indicate your academic rank.


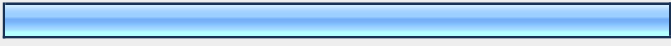

		Response Percent	Response Count
Lecturer		8.6%	14
Instructor		19.8%	32
Assistant Professor		29.6%	48
Associate Professor		17.9%	29
Professor		10.5%	17
Other		13.6%	22
		answered question	162
		skipped question	0

24. Please indicate your college or school.






		Response Percent	Response Count
College of Arts & Sciences		47.1%	73
College of Business & Public Administration		9.0%	14
College of Education & Human Development		21.9%	34
College of Nursing		15.5%	24
John D. Odegard School of Aerospace Sciences		2.6%	4
School of Engineering & Mines		3.9%	6
School of Law		0.0%	0
		answered question	155
		skipped question	7

25. How many years have you been teaching at UND?			Response Percent	Response Count
1 year			22.5%	36
2-3 years			21.9%	35
4-6 years			15.0%	24
7-12 years			14.4%	23
13 or more years			26.3%	42
			answered question	160
			skipped question	2







26. What is your internet access at home?			Response Percent	Response Count
Broadband (Cable/DSL)			72.2%	114
Dial-up			9.5%	15
Wireless			16.5%	26
Other			1.9%	3
			answered question	158
			skipped question	4

27. Please rate your general knowledge of computers and technology.			Response Percent	Response Count
Minimal knowledge			8.0%	13
Intermediate knowledge			73.5%	119
Advanced knowledge			18.5%	30
			answered question	162
			skipped question	0





28. Please indicate the primary operating system you use.

		Response Percent	Response Count
Windows XP		78.9%	127
Windows Vista		5.0%	8
MAC		14.3%	23
UNIX		0.0%	0
LINUX		1.2%	2
Other		0.6%	1
		answered question	161
		skipped question	1

29. Please indicate the browsers you use with Blackboard. (Check all that apply)

		Response Percent	Response Count
Netscape		11.2%	18
Internet Explorer		79.5%	128
Firefox		37.9%	61
Safari		9.9%	16
Opera		1.2%	2
Other (please specify)		1.2%	2
		answered question	161
		skipped question	1

30. Please indicate the total number of semesters you have used Blackboard.

		Response Percent	Response Count
1 semester		19.4%	31
2 semesters		8.1%	13
3 semesters		6.3%	10
4 or more semesters		66.3%	106
		<i>answered question</i>	160
		<i>skipped question</i>	2