



























Fall 2006 Student Blackboard Survey Results

1. How did you learn to use Blackboard?			
		Response Percent	Response Total
Instructor of the course		19.7%	360
Peer		7.6%	138
Online Student Blackboard manual		1.3%	24
On my own		56.6%	1031
Previous user		14.8%	270
Total Respondents			1823
(skipped this question)			0



2. In which areas does your instructor(s) use Blackboard? (Choose all that apply.)			
		Response Percent	Response Total
Syllabus		93.2%	1693
Course Documents (handouts, lecture notes, etc.)		93.9%	1706
Assignments		88.3%	1605
Web Resources		34.2%	622
Announcements		84.8%	1541
Course Calendar		20.6%	375
Staff Information		24.8%	450
Tasks		11.8%	215
Send Email		29.1%	528
Discussion Board		27.8%	506
Collaboration Sessions		4.3%	79
Digital Dropbox		10.6%	192

Messages		18.9%	343
Course Cartridge		1.1%	20
Groups		9.7%	176
Tests or Surveys		38.2%	694
Grade Book		84.7%	1539
External Links		20.3%	368
Total Respondents			1817
(skipped this question)			6

3. Does Blackboard help you prepare for class?

		Response Percent	Response Total
Yes		87.8%	1592
No		9.6%	174
Doesn't apply		2.6%	48
Total Respondents			1814
(skipped this question)			9

4. Does Blackboard improve your access to a variety of course materials and resources?

		Response Percent	Response Total
Yes		89.9%	1625
No		10.1%	183
Total Respondents			1808
(skipped this question)			15



5. How often do you use Blackboard?			
		Response Percent	Response Total
More than once a day		32.2%	586
Once a day		29.2%	531
A few times a week		27.8%	506
Once a week		6.7%	121
Less than once a week		4.1%	74
Total Respondents			1818
(skipped this question)			5

6. Does the use of Blackboard in your course help you work more efficiently?			
		Response Percent	Response Total
Yes		84.8%	1533
No		15.2%	274
Total Respondents			1807
(skipped this question)			16



7. Generally, if you needed technical support for Blackboard, which of the following did you use? (Check all that apply.)			
		Response Percent	Response Total
Email (blackboard@mail.und.edu)		7.2%	130
ITSS Help Desk (777-2222)		8%	144
CILT (777-2129)		0.6%	11
CILT Blackboard Support Line (777-6305)		0.8%	14
Instructor of the course		17.4%	315
Peer		15.2%	276
Never needed technical support		66.2%	1199

Total Respondents	1810
(skipped this question)	13




8. Do you like having course materials on the web?



		Response Percent	Response Total
Yes		96.5%	1752
No		3.5%	63
Total Respondents			1815
(skipped this question)			8








9. Would you like to see more instructors use Blackboard?

		Response Percent	Response Total
Yes		94%	1703
No		6%	108
Total Respondents			1811
(skipped this question)			12







10. Would you prefer to take a course that uses Blackboard instead of one that does not?





		Response Percent	Response Total
Yes		72.3%	1310
No		3.6%	66
Does not matter		24%	435
Total Respondents			1811
(skipped this question)			12




11. Overall, do you think the use of Blackboard enhanced your experience in the course?			
		Response Percent	Response Total
Yes		83.9%	1521
No		16.1%	292
Total Respondents			1813
(skipped this question)			10




12. Student classification.			
		Response Percent	Response Total
Freshman		33.2%	603
Sophomore		19.8%	360
Junior		20.2%	367
Senior		17.1%	311
Master's		6.6%	120
Doctorate		1.7%	30
Law		0.3%	5
Other		1.2%	21
Total Respondents			1817
(skipped this question)			6







13. Which of the following future enhancements to Blackboard would you like to see? (check all that apply)

		Response Percent	Response Total
E-portfolios - the ability to assemble and share information online for documenting my academic growth and career evaluation		25.7%	407
Single Login - the ability to have one username and password for all my university related functions, for example to login to Blackboard, register for classes, look at and pay my bills, etc.		82.2%	1304
The option to use Blackboard for your student organizations (for communication, coordination and events)		29.4%	467
The option to use social software tools including blogs, wikis, journals and podcasts.		13.2%	209
The option to use a Blackboard virtual hard drive to store learning artifacts (files) for sharing and collaboration.		26.7%	423
Other (please specify)		5.5%	88
Total Respondents			1586
(skipped this question)			237

14. What is your internet access at home?			
		Response Percent	Response Total
Broadband (Cable/DSL)		59%	1070
Dial-up		8.9%	161
Wireless		29.1%	528
Other		3%	55
Total Respondents			1814
(skipped this question)			9

15. Please rate your general knowledge of computers and technology.			
		Response Percent	Response Total
Minimal knowledge		11%	199
Intermediate knowledge		73.4%	1331
Advanced knowledge		15.6%	283
Total Respondents			1813
(skipped this question)			10

16. Please indicate the primary operating system you use.			
		Response Percent	Response Total
Windows XP		95.3%	1728
MAC OS 10.X		3%	54
UNIX		0%	0
LINUX		0.5%	9
Other		1.3%	23
Total Respondents			1814
(skipped this question)			9

17. Please indicate the browsers you use with Blackboard. (Check all that apply)			
		Response Percent	Response Total
Netscape		4.6%	84
Internet Explorer		85.4%	1550
Firefox		28.4%	516
Safari		4.1%	75
Opera		1%	19
Other (please specify)		1.3%	24
Total Respondents			1814
(skipped this question)			9